





[www.fabframe.com.au](http://www.fabframe.com.au)




"We had a vision ...  
FABframe™ offered  
the solution in a  
cost effective way."




"FABframe™ ...  
the best way to  
attract attention  
and achieve the  
look we wanted."





# CONTENTS

THE FABframe™ SYSTEM	04
ASSEMBLY & PROFILES	05
PROFILES	
Retro	06
Universal	07
Maxi Adapter	08
Maxi Internal	09
Single Sided	10
Double Sided	11
Cube	12
Cube   Double Sided	13
Lightbox   Single Sided	14
Lightbox   Double Sided	15
Suspension	16
LED LIGHTS	17
ACCESSORIES	18
FABRICS	19



## THE FABframe™ SYSTEM

The FABframe™ system: **simple, versatile, clever and cost effective**

FABframe™ profiles can be assembled in just a few steps and are available in a range of profiles or custom designed to maximise the use of your space.

The FABframe™ components: **lightweight aluminium frame and fabric prints**

The sturdy aluminium frame is assembled using a simple connector system and has the option of high powered LED lighting. The fabric prints have a rubber lip which is easily inserted into the frame. The elasticity of the fabric ensures a perfect fit.

The FABframe™ fabrics: **rich, vibrant, colourfast and machine washable**

### ADVANTAGES

#### Minimal freight costs

FABframe™ are shipped unassembled; there is no bulky packaging and lower costs for freight


#### Simple assembly

The FABframe™ assembly system is designed for simplicity. They can often be assembled within minutes without tools or training.

#### Easy to change the fabric image

You can create a whole new look by simply changing the fabric image in your frame.

#### Machine washable fabrics



STEP **01**

FABframe™ ready for assembly



STEP **02**

Connect corners with elbow joiners



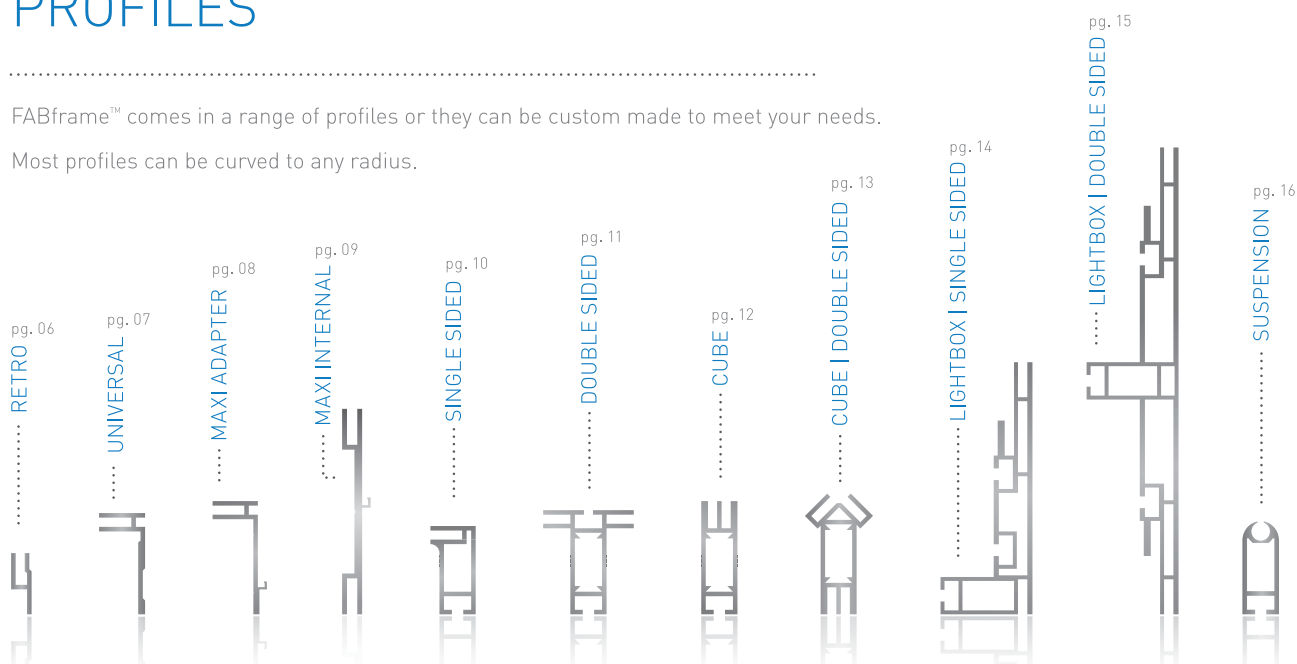
STEP **03**

Simply push rubber welt into frame groove

STEP **04**

## ASSEMBLY & PROFILES

FABframe™ comes in a range of profiles or they can be custom made to meet your needs.  
Most profiles can be curved to any radius.





## RETRO FABframe™ Code F20-100



The Retro profile is a small extrusion used to retrofit a FABframe™ into an existing cavity or lightbox. This is a great way to change existing hardware to achieve a new look and upgrade to a fabric sign for greater vibrancy and flexibility.

The Retro FABframe™ can be used for a wide variety of situations and can simply, easily and cost effectively create a whole new look by simply changing the fabric image in your frame.

### KEY FEATURES

- No brackets required
- Screws directly into substrate
- Can be used with a lightbox





## UNIVERSAL FABframe™ Code F2-101

The Universal brightens up any space by utilising existing structures and is used to attach FABframe™ directly to a wall or substrate.

Versatility and high impact are the keys of the Universal FABframe™ as it can simply change the look of a room, store window, retail or event space.

### KEY FEATURES

- No brackets required
- Screws directly into substrate
- Can be curved to any radius





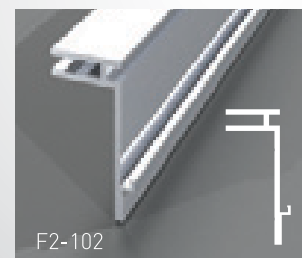
## MAXI ADAPTER FABframe™ Code F2-102


The Maxi Adapter clips onto 80mm Maxima without using any additional clipping system, making installation a dream. All you need to do is build the stand with Maxima and the profiles simply clip in.

This profile offers a clean, seamless look and conceals the Maxima framework.

### KEY FEATURES

- Simply clips into Maxima without additional clips or accessories
- Can be illuminated
- Clean, seamless look, concealing the Maxima






## MAXI INTERNAL FABframe™ Code F2-103

The Maxi Internal sits on the inside of the Maxima framework, offering a framed, industrial look. The profile clips in simply without the need for an additional clipping system. Just build the stand with Maxima and simply clip the profiles in.

The profile can be double sided and illuminated for an extra attention grabbing effect.

### KEY FEATURES

- Simply clips into Maxima without additional clips or accessories
- Can be illuminated
- Can be double sided
- Framed, industrial look with Maxima exposed





## SINGLE SIDED FABframe™ Code F2-104

The Single Sided FABframe™ is the simplest and most versatile of all the profiles. With a lightweight aluminium frame and custom printed fabric, the frame is assembled prior to installation and can be wall mounted or suspended. It offers stylish signage simply.

As a back wall in an exhibition or in retail space, on stage or for directional signage, the Single Sided FABframe™ has many applications and its true beauty is in the ease of changing the fabric print. This is a great option if you need to change the scenery with the season or to change the look of your space.

### KEY FEATURES

Wall mounted or suspended

Can be curved to any radius

Easy installation using minimal clips into substrate





## DOUBLE SIDED FABframe™ Code F2-105

Freestanding or suspended, the Double Sided FABframe™ can display the same or different artwork on each side. Perfect for media walls, stage backdrops, petitioning a room, directional or promotional signage, this profile is a great solution for public space with high traffic.

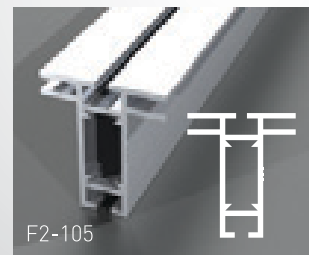
The freestanding Double Sided FABframe™ has two sturdy feet to provide the required stability for any event and can be easily assembled, dismantled and stored.

Offering “more bang for your buck”, this double sided option gets double the attention.

### KEY FEATURES

Can be suspended or freestanding using clip on feet

Can be curved to any radius





## CUBE FABframe™ Code F2-106

The Cube is a definite attention grabber. With signage on all 4 sides plus the ceiling and seamless joins, it is the ultimate in style and versatility.

The Cube can also be backlit to draw even more attention.

The Cube can be freestanding or suspended, and as with all profiles is simple to assemble and change the fabric print.


The Cube is perfect for events and exhibitions when signage needs to be noticed.

### KEY FEATURES

Can be suspended or freestanding using clip on feet

Can be curved to any radius





## CUBE | DOUBLE SIDED FABframe™ Code F2-107

The Cube Double Sided is unique in its design and is most effective when it's large and suspended. It's truly brilliant and guaranteed to catch attention and turn heads.

With twice the capacity for branding, the Cube Double Sided has graphics on the outside and inside of the cube, giving 8 sides to the cube.

This profile is exclusive to FABframe™ and utilises a specially crafted knuckle to connect all the sides, whilst still maintaining it's easy assembly.


This FABframe™ looks best in a big space for exhibitions or events.

### KEY FEATURES

Can be suspended or freestanding

Can be curved to any radius





## LIGHTBOX | SINGLE SIDED FABframe™

Code F2-108

The Single Sided Light Box uses low voltage LED lighting and creates a beautiful, eye catching effect at any event, exhibition or retail environment.

The LED lighting provides bright, even illumination with long life and low power consumption. The 24 volt LED modules simply clip into the frame and are easily removed when dismantling. As with all FABframe™ systems, the print can be easily changed to match the season, event or promotion.

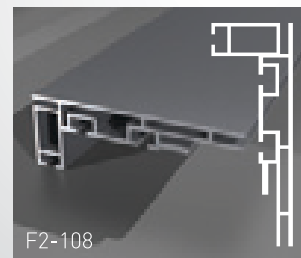
The Light Box is brilliant and brightens up any space simply and tastefully.


### KEY FEATURES

Illuminated using high powered 24 volt LED modules

Can be suspended or freestanding using clip on feet

Can be curved to any radius





## LIGHTBOX | DOUBLE SIDED FABframe™

Code F2-110

The Double Sided Light Box is perfect when visibility is required from a distance.

The LED lighting provides bright, uniform illumination and ensures that this FABframe™ catches your eye and grabs your attention.

Freestanding or suspended, the Double Sided Light Box can have different artwork on either side and can be used in any public space.

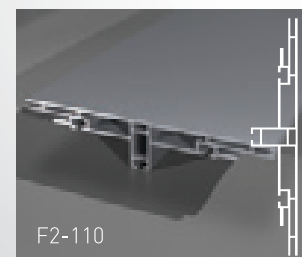
Double the image doesn't mean double the lighting. The 24 volt LED module illuminates both sides of this profile and simply clips into the frame and is easily removed when dismantling.

### KEY FEATURES

Illuminated using high powered 24 volt LED modules

Can be suspended or freestanding using clip on feet

Can be curved to any radius



F2-110



## SUSPENSION FABframe™ Code F20-109

The ultimate in branding signage, the Suspension FABframe™ can be seen above the crowd and uses gravity to create tension. This profile can be straight, bent or curved and is rigged to hang taut.

The Suspension FABframe™ is custom designed to maximise the use of space and impact.

### KEY FEATURES

Can be curved to any radius,  
bent or straight



F20-109



## LED LIGHTS

FABframe™ lightboxes are illuminated with high power LED lighting strips.

These are designed to ensure intense and uniform illumination of the signs, with the additional benefit of long life and low power consumption. LED lights are the smart lighting choice, giving better results at a fraction of the energy cost.

LED lighting modules are simply clipped into the frame and easily removed when dismantling.

LED saves power and the environment.

### KEY FEATURES








Long life, over 50,000 hours

Low electrical usage with up to 80% less power costs

High brightness of approximately 720 net Lumens per module

24 volt LED modules that simply clip into the frame





## ACCESSORIES

**01** Cube Knuckle | [Code F2-201](#)

**02** Cube Knuckle Double Sided | [Code F2-202](#)

**03** Elbow Joiner (Standard) | [Code F2-203](#)

**04** Heavy Duty Elbow Joiner | [Code F2-204](#)

**05** Straight Joiner | [Code F2-205](#)

**06** T-Nut (Standard) | [Code F2B-206](#)

**07** Knurled T-Nut | [Code F2-207](#)

**08** Fixing Clip (Standard) | [Code F2B-208](#)

**09** Eyebolt | [Code F2-210](#)

**10** U-Bolt | [Code F2-211](#)

**11** 90° Lock | [Code F20-212](#)

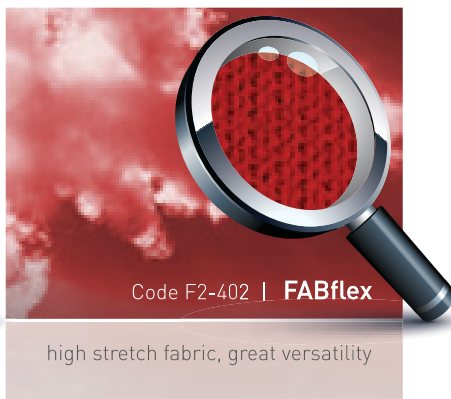
**12** 45° Lock | [Code F20-213](#)

**13** Feet (Standard) | [Code F2-214](#)

**14** Feet (Wide Post) | [Code F2-215](#)


**15** Light Diffuser | [Code F2-302](#)

**16** Transformer | [Code F2-303](#)



## FABRICS

We offer a range of fabrics to ensure that you achieve the best result for the profile you choose. Our consultants can offer advice on the most suitable fabric for your application.





Contact Your Local Representative at:



[www.fabframe.com.au](http://www.fabframe.com.au)